

# ENROLMENT FOR THE ACADEMIC YEARS 2010-2017

(Source: Student Information System (SIS), dated: Feb-2019)

## Enrolment Disaggregated by Campus, Gender and Enrolment Status

Campus (group)	Female		Male		Grand Total
	Full-time	Part-time	Full-time	Part-time	
Academy for the Performing Arts..	50	6	33	12	101
Chaguaramas Campus	17	4	63	6	90
Corinth Campus	873	220	225	64	1,382
ECIAF Campus	101	0	111	0	212
John S. Donaldson Campus	129	147	283	400	957
O'Meara Campus	112	70	136	144	461
Point Lisas Campus	189	189	409	765	1,546
San Fernando Campus	162	168	416	644	1,390
Tobago Campus	2	0	0	0	2
Valsayn Campus	742	172	127	78	1,119
<b>Grand Total</b>	<b>2,377</b>	<b>966</b>	<b>1,802</b>	<b>2,087</b>	<b>7,219</b>

Hover over the Help button for instructions



**Academic Year**

2010/11

**New / Returning Students**

All

**Gender**

All

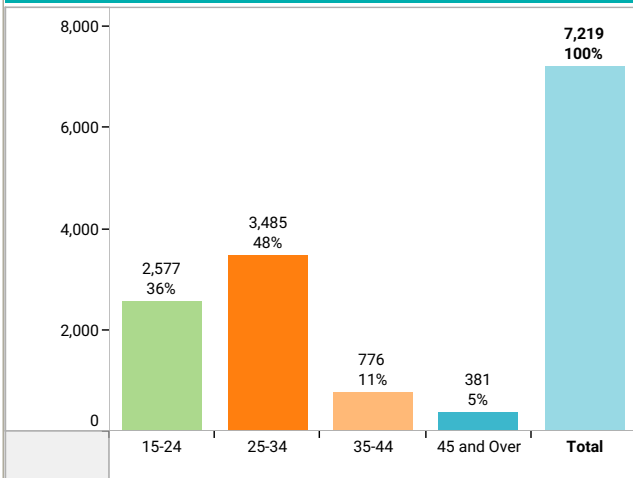
**Age Group**

All

**Enrolment Status**

All



### Enrolment by Age Group



### Enrolment by Programme Level

Programme Level	Enrolment	% Enrolment
Certificate	216	3%
Diploma	2,638	37%
Undergraduate degree	4,055	56%
Postgraduate degree	190	3%
Research degree	84	1%
Pre University	41	1%
<b>Grand Total</b>	<b>7,219</b>	<b>100%</b>

### Enrolment by Gender

	
3,338 46%	3,881 54%
Female	Male

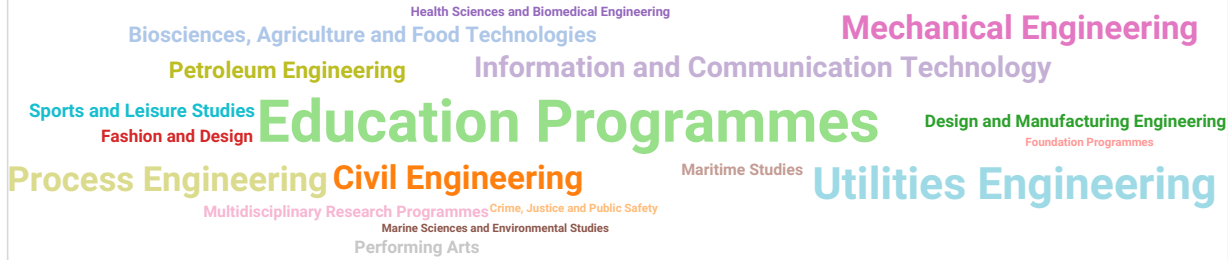
### Total Enrolment

**7,219**

# ENROLMENT BY ACADEMIC AREA (2010-2017)

(Source: Student Information System (SIS), dated: Feb-2019)

## Academic Fields



Hover over the Help button for instructions



New / Returning

All

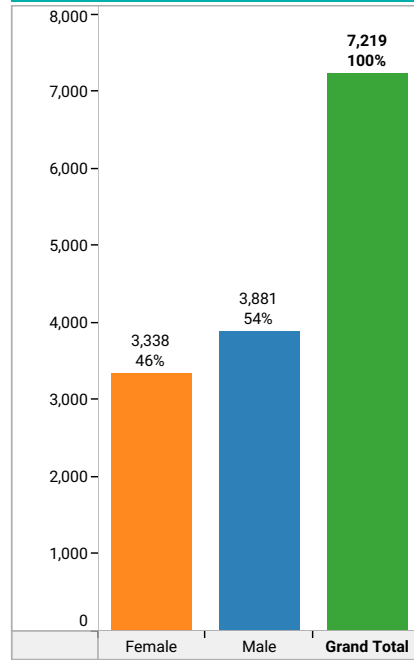
Academic Fields

All

## Enrolment by Programme

Academic Fields	Name of Programme	Admission Status		
		Continuing Students	New Students	Grand Total
Biosciences, Agriculture and Food Technologies	Diploma in Agriculture	36	41	77
	Diploma in Animal Health and Veterina..	1	0	1
	Diploma in Animal Health, Production ..	16	28	44
	Diploma in Forestry	20	14	34
	Diploma in Ornamental Horticulture	12	0	12
	Bachelor of Science in Animal Science..	10	14	24
	Bachelor of Science in Crop Science a..	6	5	11
	Bachelor of Science in Food Science a..	2	7	9
	<b>Total</b>	<b>103</b>	<b>109</b>	<b>212</b>
Civil Engineering	National Engineering Technician Diplo..	275	72	347
	Bachelor of Applied Science in Civil En..	136	88	224
	<b>Total</b>	<b>411</b>	<b>160</b>	<b>571</b>
Crime, Justice and Public Safety	Certificate in Security and Public Safety	1	6	7
	Diploma in Security and Public Safety	1	31	32
	<b>Total</b>	<b>2</b>	<b>37</b>	<b>39</b>
Design and Manufacturing Engineering	Bachelor of Applied Science in Manufa..	84	21	105
	Bachelor of Engineering in Applied Ma..	11	0	11
	Bachelor of Science in Manufacturing ..	9	0	9
	Master of Engineering in Manufacturin..	5	0	5
	Master of Science in Industrial Innovat..	2	22	24

## Enrolment by Gender



Academic Year

2010/11

Gender

All

Programme Level

All

Campus

All