

# ENROLMENT FOR THE ACADEMIC YEARS 2010-2017

(Source: Student Information System (SIS), dated: Feb-2019)

## Enrolment Disaggregated by Campus, Gender and Enrolment Status

Campus (group)	Female		Male		Grand Total
	Full-time	Part-time	Full-time	Part-time	
Academy for the Performing Arts..	122	18	170	31	341
Academy for the Performing Arts..	3	5	8	5	21
Agora Campus	0	17	0	15	32
Camden Campus	11	0	34	0	45
Chaguaramas Campus	50	29	190	33	299
Corinth Campus	607	235	207	32	1,069
ECIAF Campus	155	61	105	17	332
John S. Donaldson Campus	113	158	321	349	933
O'Meara Campus	97	81	144	152	472
Point Lisas Campus	253	203	636	673	1,735
San Fernando Campus	218	210	593	720	1,705
Tobago Campus	0	109	1	12	122
Valsayn Campus	531	259	128	84	983
<b>Grand Total</b>	<b>2,068</b>	<b>1,305</b>	<b>2,347</b>	<b>1,961</b>	<b>7,507</b>

Hover over the Help button for instructions



Academic Year

2015/16

New / Returning Students

All

Gender

All

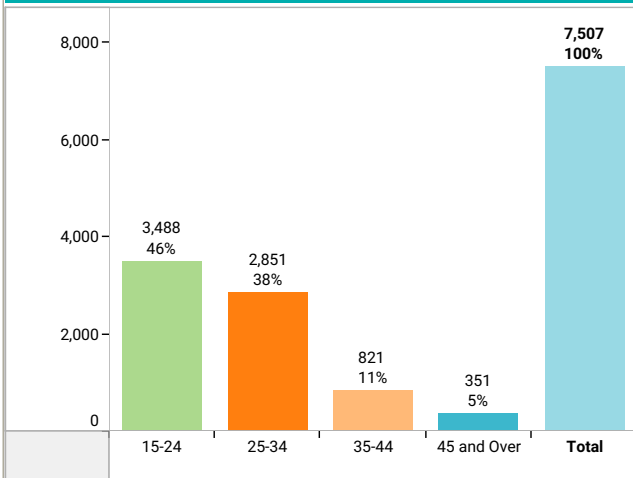
Age Group

All

Enrolment Status

All



### Enrolment by Age Group




### Enrolment by Programme Level

Programme Level	Enrolment	% Enrolment
Certificate	909	12%
Diploma	2,447	33%
Undergraduate degree	3,731	50%
Postgraduate degree	358	5%
Research degree	100	1%
<b>Grand Total</b>	<b>7,507</b>	<b>100%</b>

### Enrolment by Gender

	
3,300 44%	4,209 56%
Female	Male

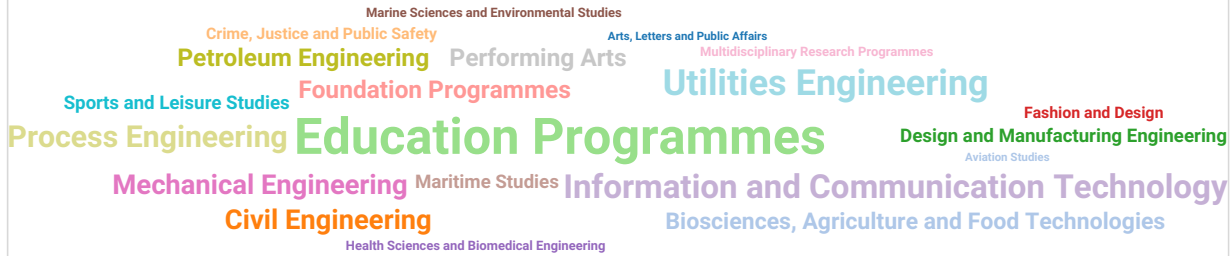
### Total Enrolment



# ENROLMENT BY ACADEMIC AREA (2010-2017)

(Source: Student Information System (SIS), dated: Feb-2019)

## Academic Fields



Hover over the Help button for instructions



New / Returning

All

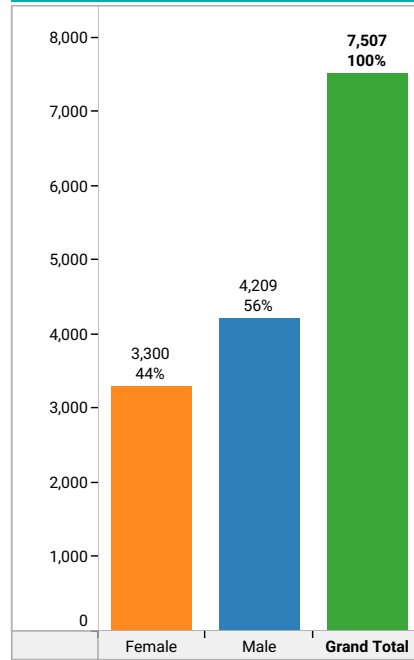
Academic Fields

All

## Enrolment by Programme

Academic Fields	Name of Programme	Admission Status		
		Continuing Students	New Students	Grand Total
Arts, Letters and Public Affairs	Master of Arts in Carnival Studies	3	10	13
	<b>Total</b>	<b>3</b>	<b>10</b>	<b>13</b>
Aviation Studies	Bachelor of Science in Aircraft Mainte..	0	23	23
	Certificate in Aviation Technology	14	22	36
	<b>Total</b>	<b>14</b>	<b>45</b>	<b>58</b>
Biosciences, Agriculture and Food Technologies	Certificate in Food Technology	10	54	64
	Diploma in Agricultural Engineering	4	5	9
	Diploma in Agriculture	26	24	50
	Diploma in Animal Health, Production ..	20	18	38
	Diploma in Food Technology	50	34	84
	Diploma in Forestry	10	9	19
	Bachelor of Science in Animal Science..	13	7	20
	Bachelor of Science in Crop Science a..	8	12	20
Civil Engineering	Bachelor of Science in Food Science a..	15	21	36
	<b>Total</b>	<b>155</b>	<b>181</b>	<b>330</b>
	National Engineering Technician Diplo..	148	56	204
	Bachelor of Applied Science in Civil En..	217	44	261
Crime, Justice and Public Safety	<b>Total</b>	<b>365</b>	<b>100</b>	<b>464</b>
	Certificate in Security and Public Safety	15	27	42
Civil Engineering	Diploma in Security and Public Safety	42	21	63

## Enrolment by Gender



Academic Year

2015/16

Gender

All

Programme Level

All

Campus

All